











	<b>H120</b>			<b>H122</b>	
	VÁRIOS			VÁRIOS	
	450x340mm			445x310mm	
	<b>H129</b>			<b>H150</b>	
	VÁRIOS			VÁRIOS	
	600x350mm			365x245mm	
	<b>H151</b>			<b>H360</b>	
	VÁRIOS			PALA PICK-UP UNIVERSAL	
	310x265mm			VÁRIOS	
				495x280x5mm	
	<b>H520</b>			<b>H525</b>	
	VÁRIOS			VÁRIOS	
	310x205mm			310x210mm	
	<b>H530</b>			<b>H912</b>	
	VÁRIOS			VÁRIOS	
	300x170mm			490x310mm	

ALFA ROMEO






	<b>H526</b>			
	PALA ORIGINAL ALFA ROMEO ()			
	330x205mm			


	<b>H245</b>			
	PALA ORIGINAL AUDI 80			
	370x215mm			

## BEDFORD





	<b>H140</b>			
	PALA ORIGINAL BEDFORD SETA			
	365x210mm			

## CITROËN

	<b>H514</b>			<b>H538</b>	
	PALA ORIGINAL CITROËN ()			PALA ORIGINAL (FRENTE) CITROËN AX (NOVO)	
	330x205mm			300x225mm	
	<b>H570</b>			<b>H601</b>	
	PALA ORIGINAL TRAS CITROËN ZX			PALA ORIGINAL CITROËN AX NOVO (TRAS) CITROËN AX (NOVO)	
	300x220mm			300x220mm	
	<b>H602</b>				
	PALA ORIGINAL CITROËN AX				
	345x220mm				

	<b>H131</b>			
	PALA DAF			
	600x300mm			

FIAT


	<b>H305</b>			<b>H516</b>	
	PALA ORIGINAL FIAT TIPO FIAT TIPO			PALA ORIGINAL FIAT ()	
	370x205mm			275x210mm	
	<b>H527</b>			<b>H550</b>	
	PALA ORIGINAL FIAT UNO			PALA ORIGINAL LINEACCESSORI FIAT ()	
	370x205mm			370x205mm	

FORD



	<b>H118</b>			<b>H119</b>	
	PALA ORIGINAL FRENTE FORD TRANSIT			PALA ORIGINAL TRÁS FORD TRANSIT	
	450x430mm			500x250mm	
	<b>H312</b>			<b>H731</b>	
	PALA ORIGINAL FORD FIESTA			PALA ORIGINAL FORD ESCORT FORD ESCORT	
	360x195mm			400x230mm	
	<b>H813</b>				
	PALA MEIA LUA GRANDE FORD				
	510x226x5mm				

## IVECO


*Rafpi, Lda.*

	<b>H134</b>			
	PALA IVECO			
	600x300mm			



## LANCIA


	<b>H528</b>			<b>H671</b>	
	PALA ORIGINAL LINEACCESSORI LANCIA Y10			PALA ORIGINAL LINEACCESSORI LANCIA ()	
	370x205mm			370x200mm	

## MAN




	<b>H132</b>			
	PALA MAN			
	600x300mm			

## MAZDA




	<b>H115</b>			<b>H116</b>	
	PALA DE FURGÃO MAZDA FURGÃO ()			PALA CAMIÃO PEQUENO MAZDA ()	
	315x315mm			445x330mm	

	<b>H138</b>			<b>H801</b>	
	PALA MERCEDES			PALA ORIGINAL MERCEDES SÉRIE 124	
	600x300mm			300x200mm	
	<b>H805</b>			<b>H830</b>	
	PALA MEIA LUA GRANDE MERCEDES			PALA ORIGINAL MERCEDES SÉRIE 123	
	510x226x5mm			255x225mm	

MITSUBISHI


	<b>H139</b>			<b>H348</b>	
	PALA MITSUBISHI FUSO			PALA ORIGINAL MITSUBISHI PICK-UP - L200 - STRADA	
	620x610mm			500x285mm	
	<b>H807</b>				
	PALA MEIA LUA GRANDE MITSUBISHI				
	510x226x5mm				

NISSAN






	<b>H340</b>			<b>H345</b>	
	PALA NISSAN			PALA ORIGINAL NISSAN BIGM PICK-UP - D21 2WD - 4WD	
	262x306mm			500x285mm	
	<b>H811</b>				
	PALA MEIA LUA GRANDE NISSAN				
	510x226x5mm				

	<b>H740</b>			<b>H750</b>	
	PALA ORIGINAL OPEL CORSA (91)			PALA ORIGINAL OPEL CORSA (93)	
	370x210mm			350x205mm	
	<b>H755</b>			<b>H756</b>	
	PALA ORIGINAL OPEL CORSA GM			PALA ORIGINAL OPEL ASTRA OPEL ASTRA	
	40x215mm			460x210mm	
	<b>H760</b>			<b>H762</b>	
	PALA ORIGINAL OPEL VECTRA			PALA ORIGINAL OPEL KADETT D	
	425x250mm			360x210mm	
	<b>H768</b>			<b>H770</b>	
	PALA ORIGINAL OPEL KADETT E			PALA ORIGINAL OPEL ASTRA VAN	
	440x225mm			480x220mm	
	<b>H771</b>				
	PALA GM OPEL CORSA TR				
	376x215x12mm				



## PEUGEOT

	<b>H660</b>			
	PALA ORIGINAL PEUGEOT ()			
	265x195mm			


# RENAULT

	<b>H135</b>			<b>H534</b>	
	PALA RENAULT			PALA ORIGINAL RENAULT R5	
	600x300mm			295x195mm	
	<b>H536</b>			<b>H537</b>	
	PALA ORIGINAL RENAULT R21 - SUPER5			PALA ORIGINAL RENAULT R19	
	340x210mm			250x200mm	
	<b>H546</b>				
	PALA ORIGINAL RENAULT CLIO				
	255x205mm				

# SCANIA







	<b>H133</b>	1678254		<b>H137</b>	355803
	PALA SCANIA			PALA (TIPO ORIGINAL) SCANIA 92 - 93 - 112 - 113	
	600x300mm				

# SEAT


	<b>H415</b>				
	PALA ORIGINAL SEAT ()				
	300x180mm				

## TOYOTA


*Rafpi, Lda.*

	<b>H121</b>			<b>H318</b>	53885-95401
	PALA CAMIÃO PEQUENA PICOTADA TOYOTA			PALA CAMIÃO PEQUENA TOYOTA TOYOTA ()	
	450x340mm			450x310mm	
	<b>H339</b>	66241-39015		<b>H350</b>	
	PALA CAMIÃO PEQUENA PICOTADA TOYOTA TOYOTA ()			PALA ORIGINAL TOYOTA PICK-UP HILUX	
	310x265mm			500x285mm	
	<b>H504</b>			<b>H809</b>	
	PALA ORIGINAL TOYOTA ()			PALA MEIA LUA GRANDE TOYOTA	
	330x210mm			510x226x5mm	

## VOLKSWAGEN

	<b>H910</b>				
	PALA ORIGINAL VOLKSWAGEN GOLF				
	430x195mm				

## VOLVO

	<b>H130</b>				
	PALA VOLVO				
	600x300mm				